

COMMUNITY: AMERICAN CULTURE

Name _____ Date _____

American Culture Crossword

DIRECTIONS: Complete the crossword puzzle using information found in *American Culture*.

Across _____

Down _____

COMMUNICATING EFFECTIVELY

Name _____ Date _____

Clarity

Read the following sets of texts. One uses emojis and the other does not. How does the meaning change when the emoji is added?

I don't want to be here. 🙄

That was funny. 😏

See you later. 😏

How the meaning changes: _____

DIRECTIONS: Think about the example of Jay and Kim in *Communicating Effectively*. If Kim had chosen to call her brother lazy and fight with him instead of communicating her goal, how might that have changed what happened?

SCHOOL: SCHOOL RULES AND EXPECTATIONS

Name _____ Date _____

Finding a Solution

DIRECTIONS: A Problem and Solutions chart can be helpful when thinking about how to solve an issue. Think about each possible solution to Joseph's problem. *Showing Up*. Explain why you would or would not recommend each solution.

<p>Problem: Joseph has missed several days of school. They are considered unexcused absences because he does not have a note from a doctor or parent. School attendance is the law. The principal has asked Joseph to come to the office.</p>	<p>Possible Solution: Joseph could work from home and quit school so he could work full time. Recommended? _____ Why or why not? _____</p>
	<p>Possible Solution: Joseph could avoid the problem by staying in the restaurant until school is over. Recommended? _____ Why or why not? _____</p>
	<p>Possible Solution: Joseph could talk to his teacher about why he has been missing school. Recommended? _____ Why or why not? _____</p>

DIRECTIONS: Answer the question below.

1. Why do you think there are laws about school attendance?

TABLE OF CONTENTS

Introduction	5
Types of Worksheets	6
Activity Progress Chart	8
Community.....	9
American Culture.....	9
Community Services.....	12
Safety.....	15
Social Expectations.....	18
Life.....	21
Food and Meals.....	21
Jobs.....	24
Money.....	27
Transportation.....	30
People.....	33
Communicating Effectively.....	33
Relationships.....	36
Social Awareness.....	39
Social Skills.....	42
School.....	45
Navigating Campus.....	45
School Rules and Expectations.....	48
School Staff and Personnel	51
Sports and Activities.....	54
Self.....	57
Finding Help/Resources.....	57
Grooming.....	60
Physical Health and Fitness.....	63
Self-Awareness.....	66
Answer Key	69

Types of Worksheets

TOPIC-CENTERED WORKSHEETS






The first worksheet centers around key points related to the topic using graphic organizers, fill-in-the-blank exercises, short-answer questions, puzzles, and categorization activities to help students review and apply what they have learned about the topic. Activities are intentionally varied so that formats rarely repeat from topic to topic.

COMMUNITY: COMMUNITY SERVICES

Name _____ Date _____

Most Valuable People (MVPs)

DIRECTIONS: Explain why each of these community workers could be called an MVP.

-  _____
-  _____
-  _____
-  _____
-  _____

DIRECTIONS: Respond to the questions.

6. Would you like a job as one of these five community workers? If so, which one and why? If not, what job would you prefer instead and why?

13 Welcome SLIFE Student Activity Worksheets

COMMUNITY: COMMUNITY SERVICES

Name _____ Date _____

Key Community Locations

DIRECTIONS: Design a brochure for an ideal community center. Include information as well as illustrations.

Name of the Center and Features	Classes	Sports and Fitness Activities

DIRECTIONS: For each of the following community services locations, write at least two features that would make them ideal.

1. Library: _____
2. Post Office: _____
3. Health Clinic: _____

Welcome SLIFE Student Activity Worksheets 12

NONFICTION BOOK WORKSHEET

The second worksheet focuses on the content learned when reading the nonfiction book for the topic. While it echoes the content emphasized on the first worksheet, it often directly references passages from the nonfiction book to ensure that students have read and comprehended the text.

FICTION BOOK WORKSHEET

The third worksheet is centered around the fiction book for the topic. It may ask students to identify major plot points of the fiction book to check comprehension. The focus is on how the plot and dialogue in the book relate to key points about the topic. Like the fiction book itself, this activity showcases how the topic can play out in a real-world scenario.

COMMUNITY: COMMUNITY SERVICES

Name _____ Date _____

Getting the Help You Need

DIRECTIONS: Match the following community workers to the ways they can provide help.

1. lifeguard	a. helps you find information and resources you need
2. ambulance driver	b. helps you get the care you need from a doctor or nurse
3. librarian	c. keeps people safe while they are in the pool
4. community center swim instructor	d. provides lessons and safety tips
5. clinic worker	e. responds in a medical emergency

DIRECTIONS: Describe a situation in which a person might seek medical help from the community places listed below.

6. Doctor's Office: _____

7. Urgent Care Clinic: _____

8. Emergency Room: _____

9. Ambulance: _____

14 Welcome SLIFE Student Activity Worksheets

ACTIVITY PROGRESS CHART

A reproducible progress chart is provided on page 8 so that teachers can track student progress as they complete the activities. Reproduce one for each student.

WELCOME SLIFE™
Activity Progress Chart

Student Name: _____

Topic	Community	Life	People	School	Social
Community	Community Values	Community Services	Community Roles	Community Responsibilities	Community Resources
Life	Life Skills	Life Goals	Life Challenges	Life Opportunities	Life Resources
People	People Skills	People Roles	People Responsibilities	People Resources	People Opportunities
School	School Skills	School Roles	School Responsibilities	School Resources	School Opportunities
Social	Social Skills	Social Roles	Social Responsibilities	Social Resources	Social Opportunities

© Welcome SLIFE Instructional Support Guide

HOW TO USE THE STUDENT ACTIVITY WORKSHEETS

The Student Activity Worksheets have been designed as additional support for the larger *Welcome SLIFE* library. They are highly flexible in terms of use. Teachers may have students complete some or all of the activities. They have been designed to be completed individually as classwork or homework. For students who need additional support, the activities can also be completed as partner activities or projected onto a whiteboard so that a small group or class can discuss and complete them together.

Name _____ Date _____

The Importance of Expectations

DIRECTIONS: Complete the chart below. Either fill in the missing school expectation or write why a listed school expectation is important.

Expectation	Why It Is Important
1. _____	You learn more when you are in school.
2. Listen closely to the teacher.	_____
3. Participate in class discussions.	_____
4. _____	You learn by doing your own work.
5. _____	It will help you plan to get assignments completed on time.
6. Pass your classes.	_____
7. Ask the teacher when you do not understand something.	_____
8. Follow school rules.	_____


DIRECTIONS: Answer the question below.

9. Why is it important to both earn good grades in school and get along with others?

Name _____ Date _____

School Expectations Crossword

DIRECTIONS: Complete the crossword puzzle about classroom expectations.



Across

3. Use a _____ to stay organized.
5. _____ for tests.
7. Try to get the best _____ you can.
8. Follow the school dress _____.
9. Taking _____ will help you remember information.
11. You must be on _____, not late.

Down

1. Words and actions hurt. Don't be a _____.
2. It is okay to be _____. You cannot always be right.
4. Be an active student by asking _____.
6. Homework is often due the next _____.
8. Copying others is _____.
10. Ask the teacher for _____ whenever you need it.

Name _____ Date _____

Finding a Solution

DIRECTIONS: A Problem and Solutions chart can be helpful when thinking about how to solve an issue. Think about each possible solution to Joseph's problem in *Showing Up*. Explain why you would or would not recommend each solution.

Problem: Joseph has missed several days of school. They are considered unexcused absences because he does not have a note from a doctor or parent. School attendance is the law. The principal has asked Joseph to come to the office.	Possible Solution: Joseph could walk out and quit school so he could work full time. Recommended? _____ Why or why not? _____
	Possible Solution: Joseph could avoid the conversation by staying in the restroom until school is over. Recommended? _____ Why or why not? _____
	Possible Solution: Joseph could talk to his teacher about why he has been missing school. Recommended? _____ Why or why not? _____

DIRECTIONS: Answer the question below.

1. Why do you think there are laws about school attendance?
